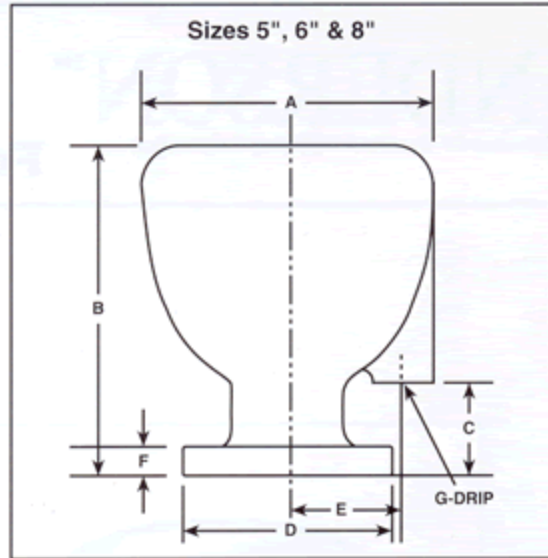
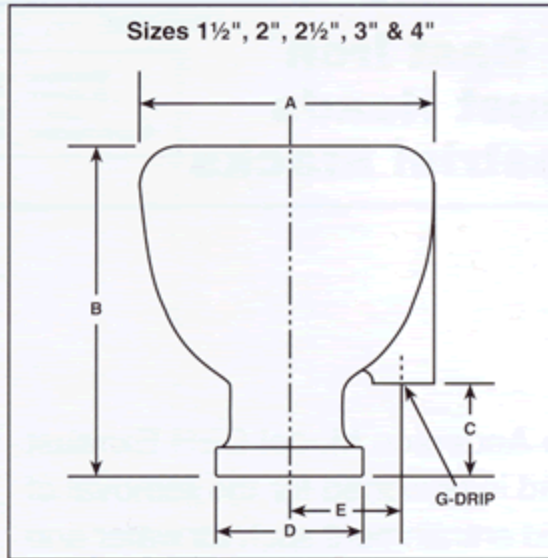


**Model CEH Cast Iron Exhaust Heads**

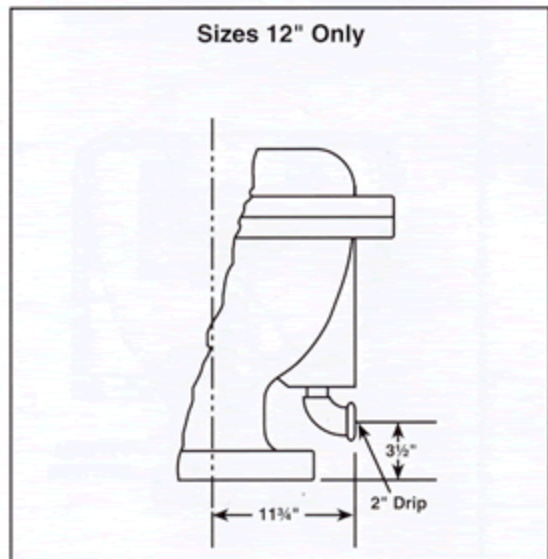
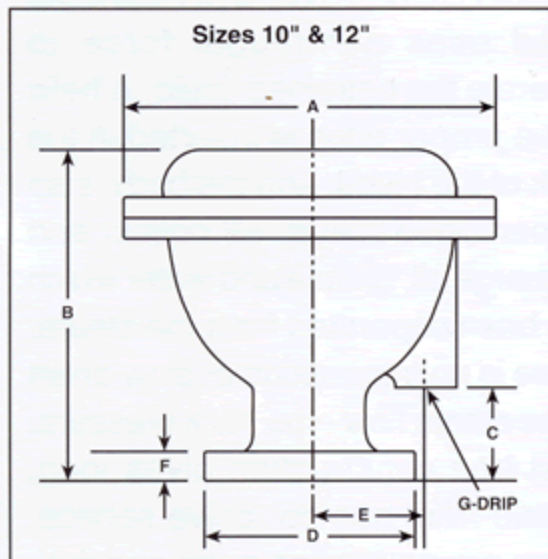


The Anderson Model CEH Exhaust Head is designed for the removal of liquid entrainment such as water and oil from gases and vapors exhausted to the atmosphere. Only clean, dry steam is exhausted. It protects roofs and side walls of buildings. The CEH Exhaust Head has no moving parts or filters. Available with screwed connections in sizes 1-1/2" through 4" and flanged connections in sizes 5" through 12".

**Operation:** The CEH Exhaust Head uses centrifugal force to separate the entrained liquid. A helix of the proper pitch is inserted in the neck of the head, and the body is so proportioned that it will collect and discharge oil, grease and water which has been separated from the stream. There is no interruption or slow down of the steam flow - no back pressure. Cast iron construction gives long, trouble free, non-corrosive service. There are no moving parts and they never require maintenance.



Size	A	B	C	D	E	F	G	Wt. Lbs.
*1-1/2" - FNPT	8-5/8"	10"	3-1/4"	4"	3-1/2"	-	3/4" NPT	27
2" - FNPT	8-5/8"	10"	3-1/4"	4"	3-1/2"	-	3/4" NPT	27
*2-1/2" - FNPT	10-3/8"	11"	3-1/2"	5-1/4"	4"	-	1" NPT	40
3" - Female NPT	10-3/8"	11"	3-1/2"	5-1/4"	4"	-	1" NPT	40
4" - Female NPT	12-1/2"	13"	4-3/4"	6-1/4"	4-1/2"	-	1" NPT	60
5" - 125# ASA Flgd.	15"	14"	4-3/8"	10"	6-3/8"	1"	1" NPT	110
6" - 125# ASA Flgd.	15"	14"	4-3/8"	11"	6-3/8"	1"	1" NPT	115
8" - 125# ASA Flgd.	17"	17-3/4"	6-3/8"	13-1/2"	7-3/8"	1"	1-1/4" NPT	200
10" - 125# ASA Flgd.	25"	22-1/2"	6"	16"	9-1/2"	1-1/8"	2" NPT	335
12" - 125# ASA Flgd.	25"	22-1/2"	6"	19"	9-1/2"	1-1/4"	2" NPT	335



Northeast Controls Incorporated

P.O. Box 275 - Upper Saddle River, New Jersey 07458 USA

Tel: 201-327-7660 | Fax: 201-327-3242 | sales@nciweb.net

<http://www.nciweb.net>

12/12/2003